


Share of 1-5 years olds in kindergarten



 **92,2%**
Agder

 **93,5%**
Norway

Share of employed women and men (20-66 years) working part-time



46,0%  **18,3%**
Agder

36,6%  **16,6%**
Norway


Share of fathers taking the full fathers quota or more



 **53,6%**
Agder

 **62,0%**
Norway

Share of women and men with higher education



36,4%  **27,1%**
Agder

40,6%  **31,1%**
Norway

Average gross income, women and men (kr)



.. kr



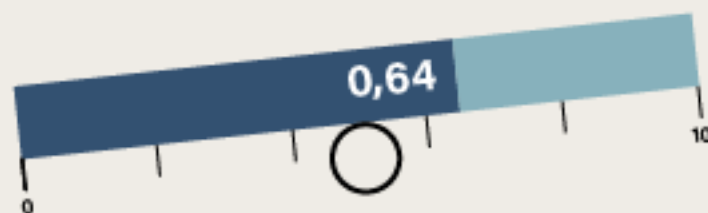
.. kr

.. kr

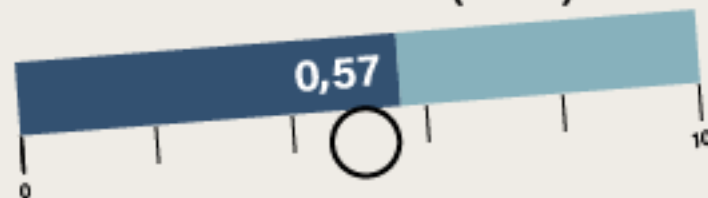


.. kr

Level of gender balance in educational programs in upper secondary school (score)



Level of gender balanced business structure (score)



Share of woman and men among municipal county members



61,9%



Agder

38,1%

59,5%



Norway

40,5%

Share of women (20-66 years) in the work force



71,1%



Agder

74,8%

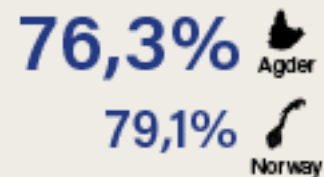


Norway

Share of women and men among leaders (20-66 years)





Share of men (20-66 years) in the work force



Share of women and men among employees (20-66 years) in public sector



71,5%		28,2%
70,1%		29,9%

Share of women and men among employees (20-66 years) private sector



65,6%		34,4%
63,5%		36,5%