




## Share of 1-5 years olds in kindergarten



 **91,7%**

 **93,4%**

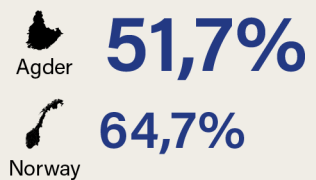
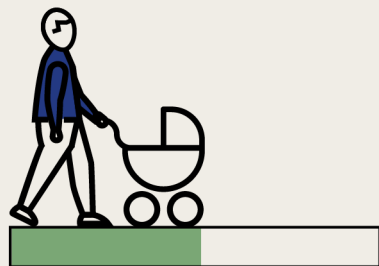
## Share of employed women and men (20-66 years) working part-time



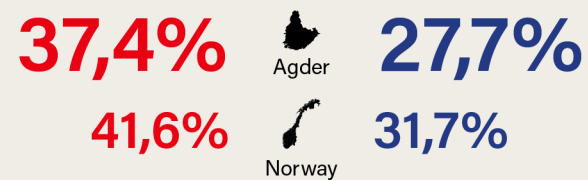

**46,6%**  **18,6%**

**35,4%**  **16,3%**

## Share of fathers taking the full fathers quota or more



## Share of women and men with higher education



### Average gross income, women and men (kr)



**591 500 kr**



Agder

**394 200 kr**


**651 400 kr**




Norway

**440 400 kr**

### Level of gender balance in educational programs in upper secondary school (score)



### Level of gender balanced business structure (score)



## Share of woman and men among municipal county members



**61,9%**



Agder

**38,1%**

**59,5%**



Norway

**40,5%**

## Share of women (20-66 years) in the work force



**70,9%**



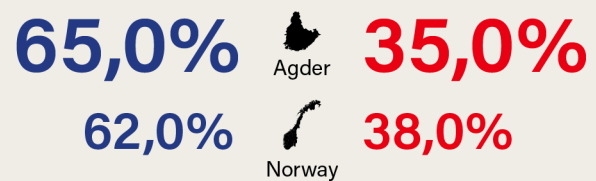

Agder

**79,7%**

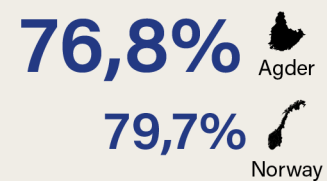
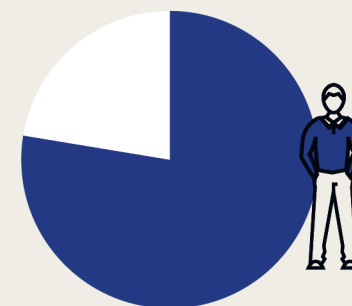


Norway

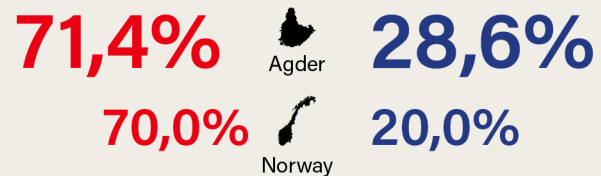

## Share of women and men among leaders (20-66 years)



## Share of men (20-66 years) in the work force



## Share of women and men among employees (20-66 years) in public sector



## Share of women and men among employees (20-66 years) private sector

